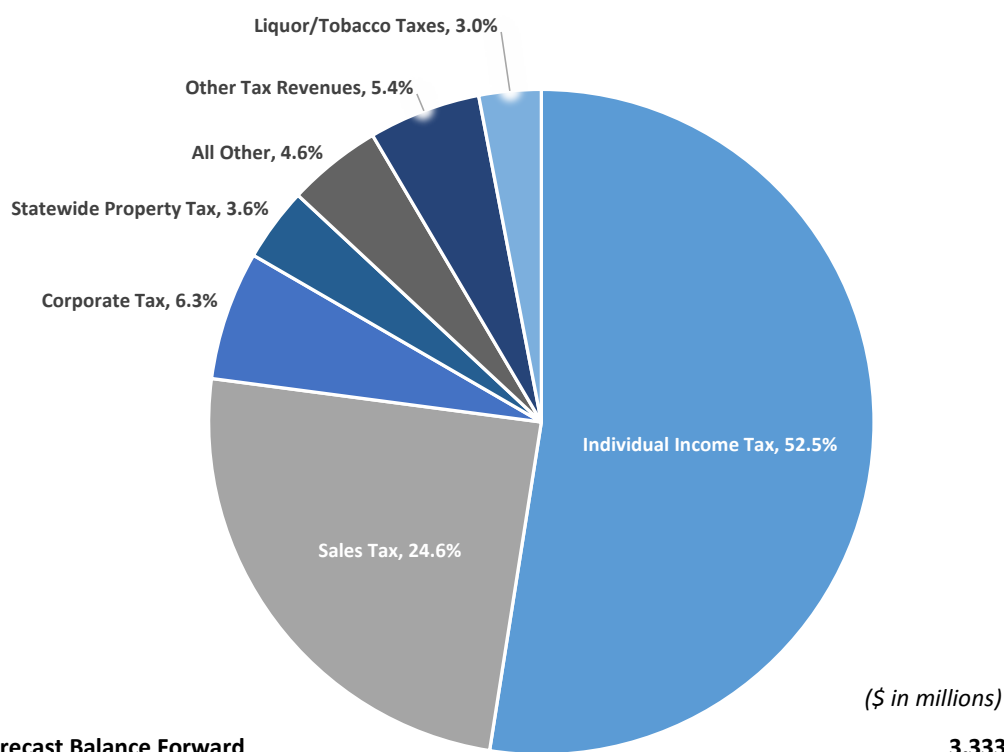


2018-19 Biennium

# Where the General Fund Dollars Come From?

February 2019 Forecast

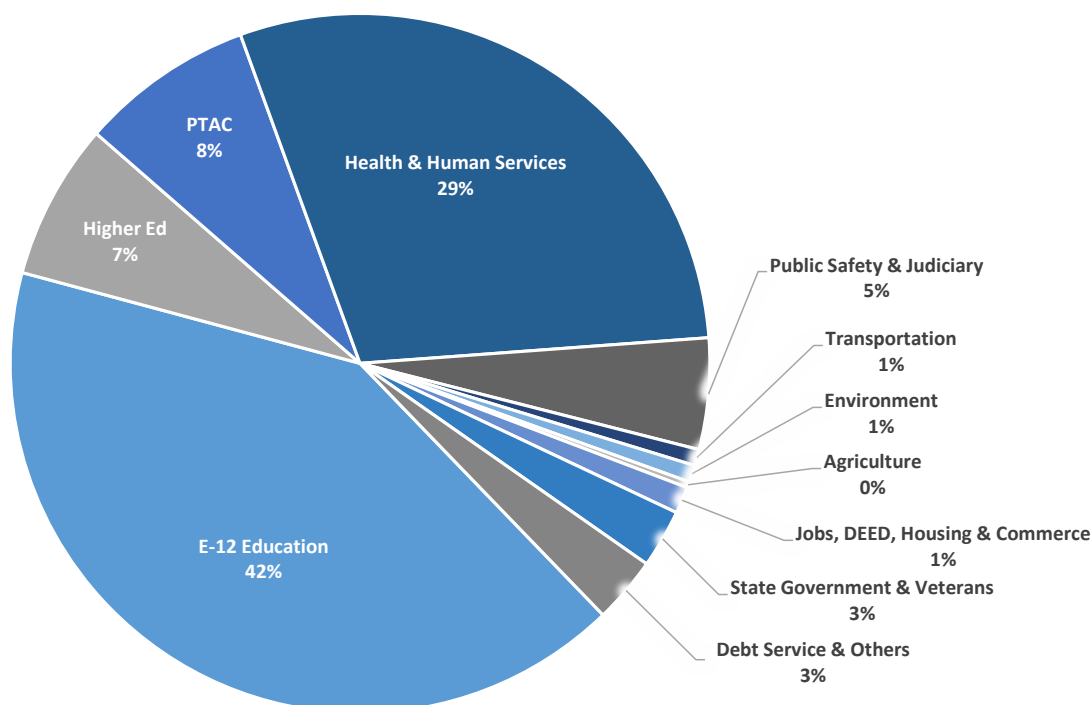


<b>Forecast Balance Forward</b>	<b>3,333</b>
Non-Dedicated Revenues:	
Individual Income Tax	23,731
Sales Tax	11,124
Corporate Tax	2,833
Statewide Property Tax	1,620
Liquor, Wine, Beer Taxes	184
Cigarette & Tobacco Taxes	1,181
Other Tax Revenues	2,462
All Other Revenues	1,660
Subtotal Non-Dedicated Revenues	44,796
Dedicated Revenue	1
Transfers From Other Funds	316
Prior Year Adjustments	100
Subtotal Other Resources	417
<b>SUBTOTAL CURRENT RESOURCES</b>	<b>45,212</b>
<b>TOTAL AVAILABLE RESOURCES, FY 2018-19</b>	<b>48,546</b>
Less: Estimated Expenditures	45,508
Cash Flow Account	350
Budget Reserve	2,075
Stadium Reserve	50
Appropriations Carried Forward	0
<b>Projected General Fund Balance</b>	<b>563</b>

2018-19 Biennium

# Where the General Fund Dollars Go?

February 2019 Forecast



(\$ in Millions)

**TOTAL AVAILABLE RESOURCES, FY 2018-19** **48,546**

**Omnibus Bills:**

E-12 Education	18,841
Higher Education	3,290
Property Tax Aids & Credits	3,658
Health & Human Services	13,372
Public Safety & Judiciary	2,338
Transportation	341
Environment	357
Agriculture	127
Jobs, Economic Development, Housing & Commerce	562
State Government & Veterans	1,230
Debt Service	1,113
Capital Projects & Other	280
<b>Subtotal-Omnibus Bills</b>	<b>45,508</b>

**TOTAL ESTIMATED EXPENDITURES, FY 2018-19** **45,508**

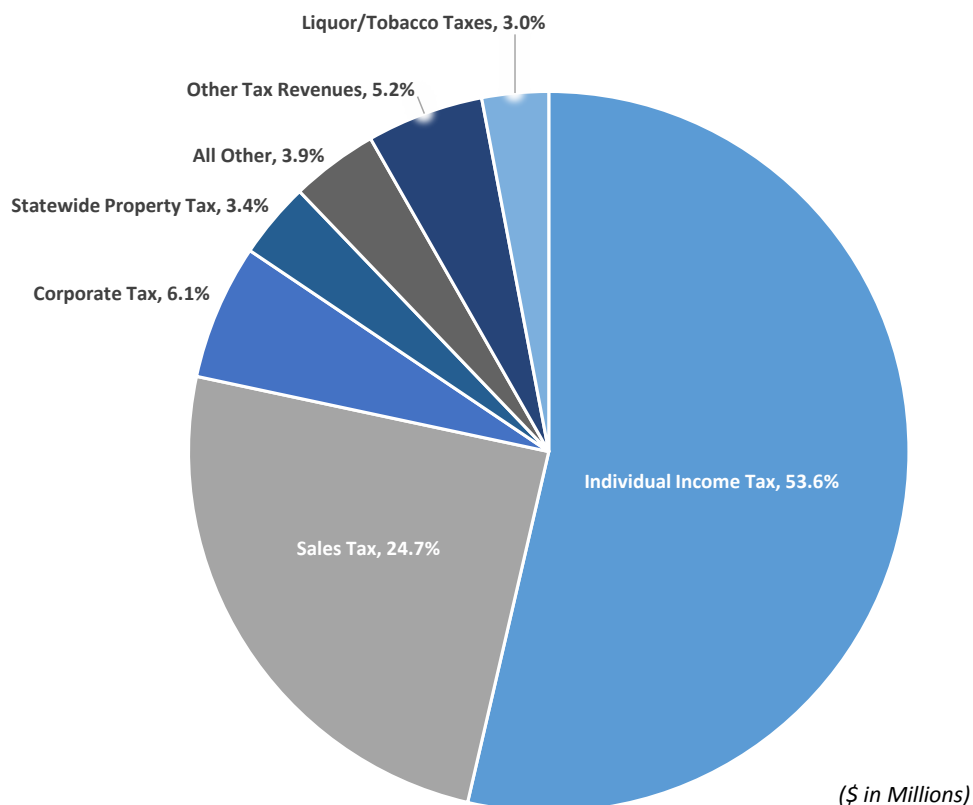
Cash Flow Account	350
Budget Reserve	2,075
Stadium Reserve	50

**Projected General Fund Balance** **563**

2020-21 Biennium

# Where the General Fund Dollars Come From?

February 2019 Forecast

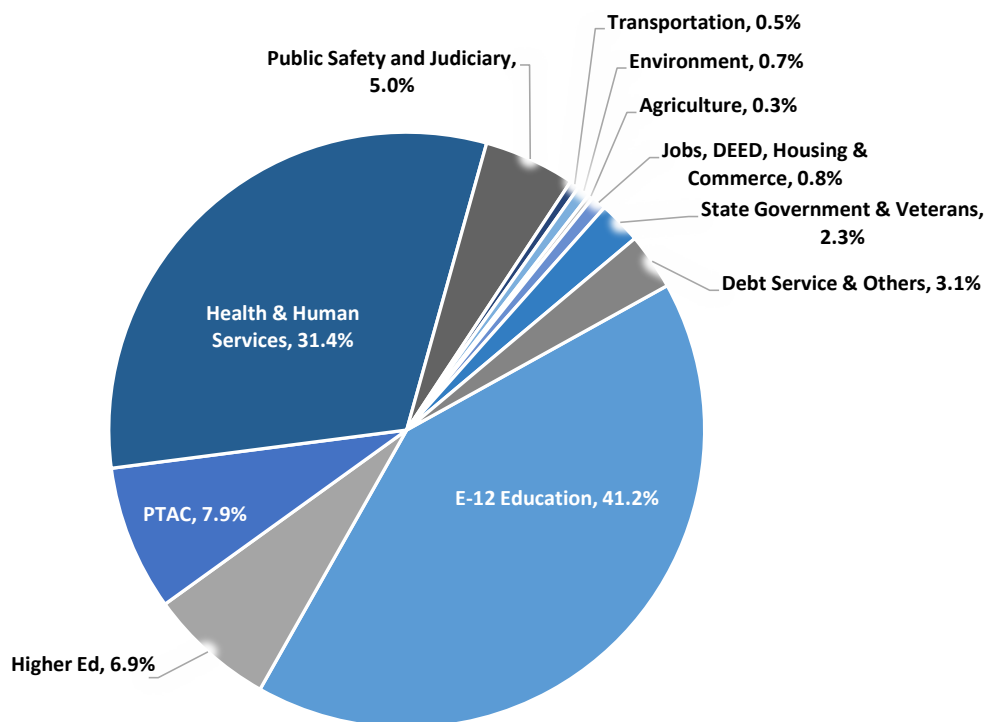


<b>Forecast Balance Forward</b>	<b>3,037</b>
Non-Dedicated Revenues:	
Individual Income Tax	25,705
Sales Tax	11,857
Corporate Tax	2,912
Statewide Property Tax	1,638
Liquor, Wine, Beer Taxes	191
Cigarette & Tobacco Taxes	1,242
Other Tax Revenues	2,517
All Other Revenues	1,511
Subtotal Non-Dedicated Revenues	47,572
Transfers From Other Funds	305
Prior Year Adjustments	64
Subtotal Other Resources	369
<b>SUBTOTAL CURRENT RESOURCES</b>	<b>47,941</b>
<b>TOTAL AVAILABLE RESOURCES, FY 2020-21</b>	<b>50,978</b>
Less: Estimated Expenditures	47,403
Cash Flow Account	350
Budget Reserve	2,075
Stadium Reserve	98
<b>Projected General Fund Balance</b>	<b>1,052</b>

2020-21 Biennium

# Where the General Fund Dollars Go?

February 2019 Forecast



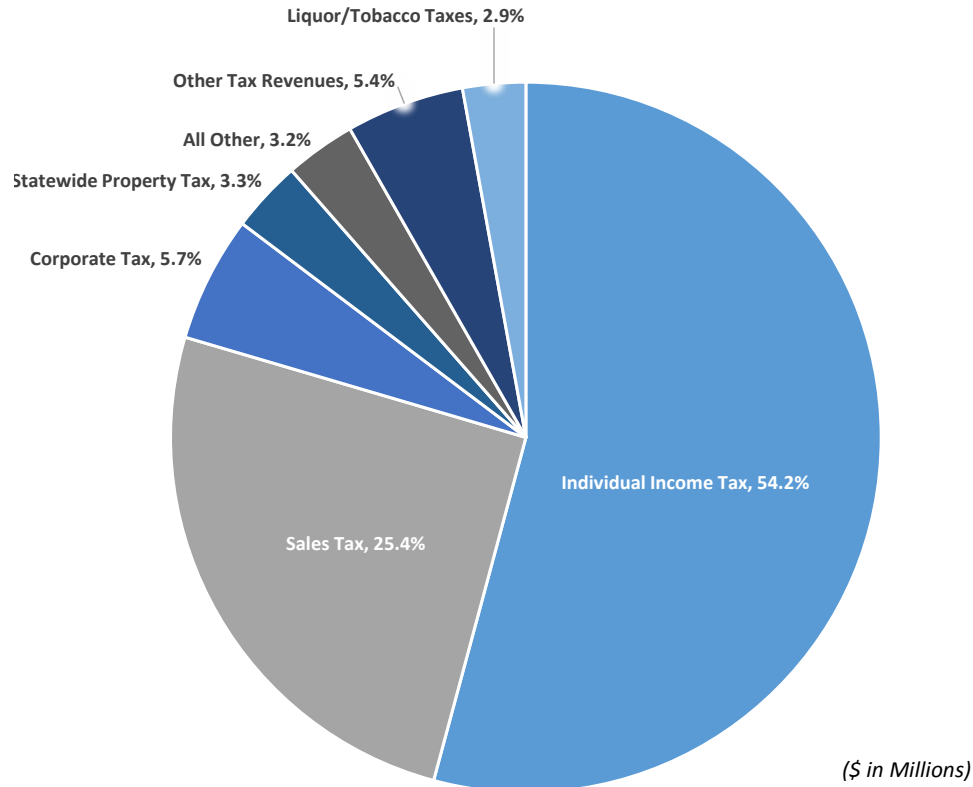
(\$ in Millions)

<b>TOTAL AVAILABLE RESOURCES, FY 2020-21</b>	<b>50,978</b>
Omnibus Bills:	
E-12 Education	19,553
Higher Education	3,256
Property Tax Aids & Credits	3,739
Health & Human Services	14,875
Public Safety & Judiciary	2,351
Transportation	247
Environment	324
Agriculture	122
Jobs, Economic Development, Housing & Commerce	385
State Government & Veterans	1,099
Debt Service	1,199
Capital Projects & Other	253
Subtotal-Omnibus Bills	47,403
<b>TOTAL ESTIMATED EXPENDITURES, FY 2020-21</b>	<b>47,403</b>
Cash Flow Account	350
Budget Reserve	2,075
Stadium Reserve	98
<b>Projected General Fund Balance</b>	<b>1,052</b>

2022-23 Biennium

# Where the General Fund Dollars Come From?

February 2019 Forecast

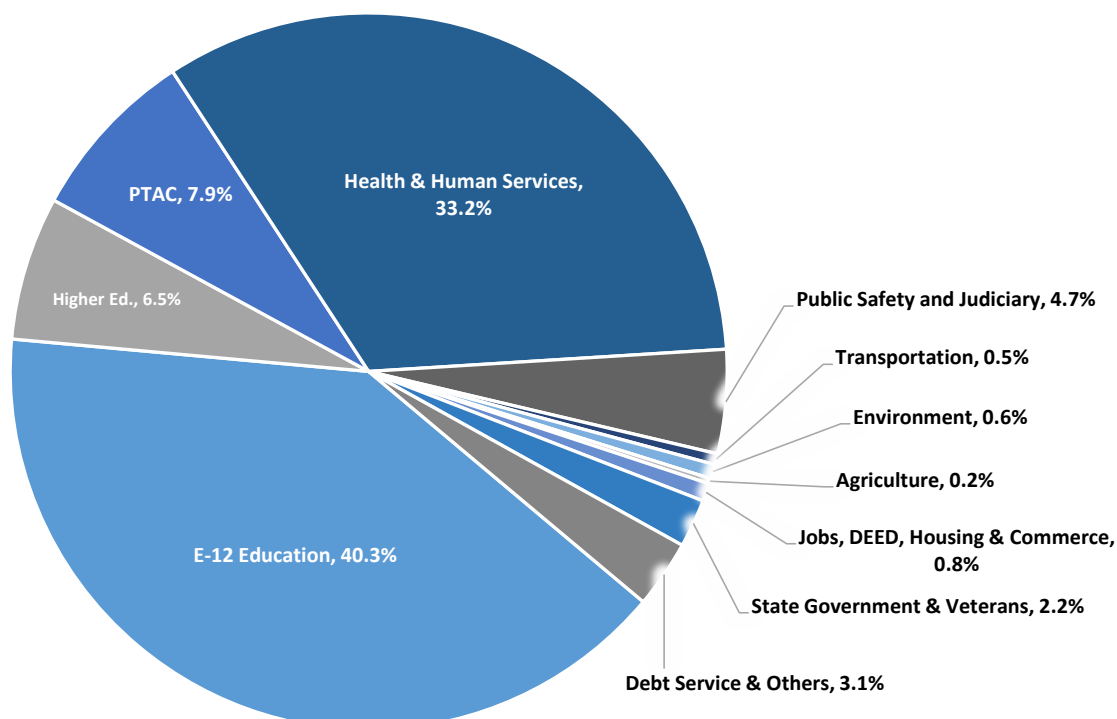


<b>Forecast Balance Forward</b>	<b>3,575</b>
Non-Dedicated Revenues:	
Individual Income Tax	27,195
Sales Tax	12,734
Corporate Tax	2,875
Statewide Property Tax	1,634
Liquor, Wine, Beer Taxes	198
Cigarette & Tobacco Taxes	1,239
Other Tax Revenues	2,703
All Other Revenues	1,477
Subtotal Non-Dedicated Revenues	50,056
Transfers From Other Funds	61
Prior Year Adjustments	74
Subtotal Other Resources	136
New Legislation Revenues	0
<b>SUBTOTAL CURRENT RESOURCES</b>	<b>50,192</b>
<b>TOTAL AVAILABLE RESOURCES, FY 2022-23</b>	<b>53,767</b>
Less: Estimated Expenditures	50,203
Cash Flow Account	350
Budget Reserve	2,075
Stadium Reserve	193
<b>Projected General Fund Balance</b>	<b>946</b>

2022-23 Biennium

# Where the General Fund Dollars Go?

February 2019 Forecast



TOTAL AVAILABLE RESOURCES, FY 2022-23

(\$ in Millions)

Omnibus Bills:	<b>53,767</b>
E-12 Education	20,249
Higher Education	3,256
Property Tax Aids & Credits	3,944
Health & Human Services	16,680
Public Safety & Judiciary	2,351
Transportation	248
Environment	324
Agriculture	122
Jobs, Economic Development, Housing & Commerce	403
State Government & Veterans	1,094
Debt Service	1,260
Capital Projects & Other	273
Subtotal-Omnibus Bills	50,203
<b>TOTAL ESTIMATED EXPENDITURES, FY 2022-21</b>	<b>50,203</b>
Cash Flow Account	350
Budget Reserve	2,075
Stadium Reserve	193
<b>Projected General Fund Balance</b>	<b>946</b>